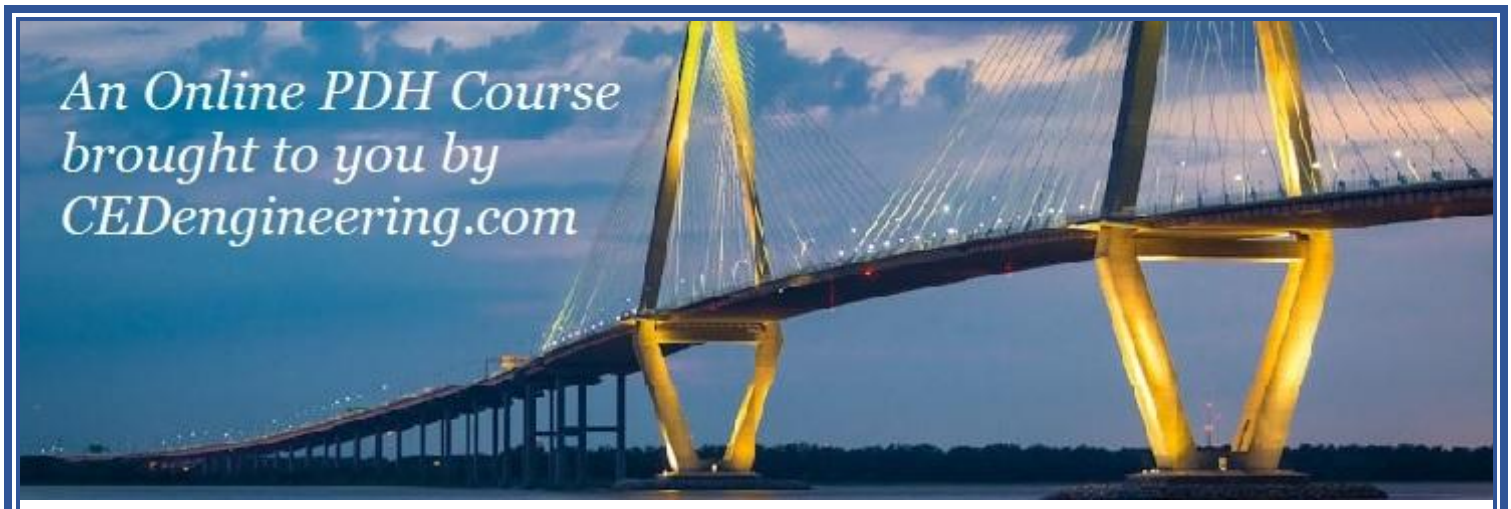

Ultra-Light Weight Materials

Course No: T03-009
Credit: 3 PDH

Jeelan Moghraby, Ph.D., MBA

Continuing Education and Development, Inc.

P: (877) 322-5800
info@cedengineering.com

Table of Contents

Introduction to Ultra-Lightweight Material 1
The Engineering Imperative for Weight Reduction 1
Defining Ultra-Lightweight Materials 1
Historical Evolution of Lightweight Material Use 2
Driving Forces Behind Ultra-Lightweight Material Development 3
Challenges and Considerations 3
Conclusion 3
Fundamentals of Density, Porosity, and Mechanical Performance 4
Understanding Density and Its Engineering Relevance 4
Porosity and Cellular Architecture 4
Mechanical Behavior of Ultra-Lightweight Structures 5
Ashby Maps and Material Selection Strategies 5
Failure Modes and Performance Criteria 6
Conclusion 6
Metallic Foams and Cellular Metals 7
Introduction to Metallic Foams 7
Processing Methods 7
Microstructure and Mechanical Properties 8
Applications in Engineering Systems 8
Design Considerations 9
Conclusion 9
Aerogels and Ultra-Low Density Solids 10
Introduction to Aerogels 10
Synthesis and Processing 10
Physical and Thermal Properties 11
Mechanical Behavior and Challenges 12
Applications in Engineering Systems 12
Environmental and Manufacturing Considerations 13
Conclusion 13
Fiber-Reinforced Polymers and Composite Systems 14
Introduction to Fiber-Reinforced Polymers (FRPs) 14
Classification and Architecture 14

Mechanical Properties and Performance 15
Failure Modes and Damage Mechanisms 15
Design and Optimization Strategies 15
Manufacturing Methods 16
Applications in Engineering Fields 16
Sustainability and Lifecycle 16
Conclusion 17
Emerging Materials: High-Entropy Alloys and Nano-Structured Composites 18
Introduction to Emerging Ultralight Materials 18
High-Entropy Alloys (HEAs) 18
Microstructure and Properties 19
Nano-Structured Composites and Architected Materials 19
Fabrication Techniques 20
Mechanical Properties and Modeling 20
Applications and Limitations 20
Conclusion 20
Design Considerations and Trade-Offs 21
Introduction to Engineering Trade-Offs in Lightweight Design 21
Material Selection: The Role of Material Indices 21
Stiffness vs. Strength Trade-Offs 21
Fatigue, Impact, and Environmental Degradation 22
Joining and Assembly Challenges 22
Manufacturability and Formability 22
Cost-Benefit Considerations 23
Sustainability Trade-Offs 23
Conclusion 23
Applications Across Industries 24
Introduction 24
Aerospace and Aviation 24
Automotive and Ground Transportation 25
Civil and Structural Engineering 25
Defense and Military Applications 26
Biomedical Engineering 26
Energy Systems 26

Additive Manufacturing and Robotics 27
Conclusion 27
Sustainability and Lifecycle Assessment 28
Introduction 28
Lifecycle Assessment Methodologies and Sustainability Metrics 28
Comparative Environmental Performance of Lightweight Materials 29
Upstream Impacts: Raw Material Extraction and Processing 30
Use-Phase Energy and Emission Reductions 31
End-of-Life Management and Material Recovery 31
Design Strategies for Sustainability 32
Standards, Regulation, and Certification 32
Future Directions and Research Needs 33
Conclusion 33
Future Directions and Research Frontiers 34
Introduction 34
Emerging Material Platforms 34
Advanced Manufacturing Techniques 35
Computational and Data-Driven Design 35
Multifunctionality and Integrated Performance 36
Bioinspiration and Sustainability 36
Policy, Standardization, and Industrialization 36
Conclusion 37
References 38

Introduction to Ultra-Lightweight Material



Figure 1: Aerogel microlattices made with an engineered architecture via 3-D printing technique known as direct ink writing (U.S. Department of Energy).

The Engineering Imperative for Weight Reduction

In the evolving landscape of modern engineering, the demand for materials that provide high performance while minimizing weight has become a dominant criterion in system design. Whether in aerospace, automotive, civil infrastructure, or energy systems, ultra-lightweight materials enable enhancements in fuel efficiency, structural responsiveness, and load-bearing capacity while simultaneously reducing environmental impact. The imperative for lightweighting is particularly acute in aerospace and transportation sectors, where each kilogram saved can translate to substantial operational and economic gains (Gibson & Ashby, 2010).

Historically, the pursuit of lighter structures was constrained by material availability and processing limitations. However, recent advances in materials science, nanotechnology, and computational design have led to the emergence of a new class of engineered materials, ultra-lightweight materials, defined by extremely low density (often <1000 kg/m^3) and superior specific mechanical properties. These materials exhibit favorable strength-to-weight and stiffness-to-weight ratios, enabling their use in high-performance applications once considered infeasible for traditional materials.

Defining Ultra-Lightweight Materials

Ultra-lightweight materials are broadly categorized based on their intrinsic density and cellular or composite structure. This category includes materials such as metallic foams, aerogels (Figure 1 above), lattice-structured composites, carbon fiber-reinforced polymers (CFRPs), and certain high-entropy alloys engineered for reduced mass. Common to all is their emphasis on minimizing density without a proportional sacrifice in mechanical performance.

Table 1 provides a classification of common ultra-lightweight materials, with their respective ranges of density and specific stiffness. This table highlights the diversity of ultra-lightweight materials in terms of density and specific stiffness, illustrating their tailored use across industries.

Table 1: Typical Properties of Selected Ultra-Lightweight Materials

Material Type	**Density (kg/m^3)**	**Specific Stiffness (MN· m/kg)**	**Application Domain**
Aluminum Foam	200 - 800	30 - 70	Crash absorbers, aerospace cores
Silica Aerogel	1.0 - 150	<10	Thermal insulation, energy systems
Carbon Fiber Reinforced Polymer (CFRP)	1200 - 1600	100 - 150	Aerospace, automotive
Polymeric Lattice Structures	50 - 300	Variable	Biomedical implants, prosthetics
High-Entropy Alloy (lightweight)	5000 - 7500	120 - 200	High-temp aerospace, marine

Historical Evolution of Lightweight Material Use

The pursuit of lightweight materials has deep roots in structural and aerospace engineering. The Wright brothers' early aircraft, for example, utilized lightweight spruce wood for its favorable stiffness-to-weight ratio. As engineering demands evolved, so did the materials: the mid-20th century saw the introduction of aluminum alloys and titanium in aircraft structures, while the 1970s and 1980s ushered in widespread experimentation with composite laminates and honeycomb cores (Ashby, 2005).

The transition from traditional to ultra-lightweight materials has been propelled by innovations in processing and materials characterization. Developments such as powder metallurgy, sol-gel synthesis, vapor deposition, and additive manufacturing have enabled engineers to control material microstructure and porosity with unprecedented precision. These capabilities have fostered the development of aerogels with thermal conductivities lower than air, and lattice materials with architected mechanical properties guided by topology optimization.

Driving Forces Behind Ultra-Lightweight Material Development

Multiple technological and environmental drivers underpin the growing reliance on ultra-lightweight materials:

1. **Energy Efficiency**: Lightweighting directly reduces energy consumption in transportation and mechanical systems. For instance, reducing the weight of a vehicle by 10% can enhance fuel economy by up to 6% (U.S. Department of Energy, 2020).
2. **Sustainability Goals**: The reduction of material use and enhancement of recyclability are aligned with global environmental objectives.
3. **Performance Enhancement**: Reduced inertia, improved maneuverability, and increased payload capacity are crucial in applications such as UAVs and satellites.
4. **Design Flexibility**: New fabrication techniques allow for complex geometries and functionally graded materials, expanding the design envelope.

Challenges and Considerations

Despite their advantages, ultra-lightweight materials also introduce new challenges in structural design, reliability assessment, and manufacturing. Many exhibit anisotropic behavior, increased susceptibility to fatigue or fracture, and require specialized joining techniques. Moreover, cost and scalability remain significant hurdles in sectors where economies of scale are limited.

The adoption of ultra-lightweight materials often involves a systems-level rethinking of load paths, failure modes, and thermal and mechanical interfaces. Engineers must integrate materials knowledge with computational design tools and predictive modeling to maximize performance and ensure safety (Callister & Rethwisch, 2018).

Conclusion

Ultra-lightweight materials are redefining the boundaries of what is structurally and functionally achievable in engineering design. From aerogels used in spacecraft insulation to carbon composites in next-generation vehicles, these materials play a critical role in advancing the goals of efficiency, performance, and sustainability. As materials science and fabrication technologies continue to evolve, the landscape of ultra-lightweight materials will expand, offering engineers powerful new tools for innovation.

Fundamentals of Density, Porosity, and Mechanical Performance

Understanding Density and Its Engineering Relevance

Density, defined as mass per unit volume (kg/m³), is a fundamental material property that directly influences performance in weight-sensitive applications. In engineering design, a reduction in density allows for a lighter component without compromising geometrical requirements. However, a decrease in density must be balanced against mechanical properties to ensure structural integrity. Materials with low density but high stiffness or strength per unit mass are especially valuable in high-performance structures (Ashby, 2005).

The relationship between density and mechanical efficiency is often evaluated using specific properties. Specific stiffness and specific strength, defined as stiffness or strength divided by density, are key metrics for comparing materials across diverse densities.

Porosity and Cellular Architecture

Porosity refers to the volume fraction of void spaces within a material. It significantly affects thermal conductivity, acoustic properties, and mechanical performance. Ultra-lightweight materials often rely on engineered porosity to achieve low densities while maintaining functional stiffness or energy absorption characteristics. Cellular solids, such as metallic and polymeric foams, exhibit controlled porosity through closed-cell or open-cell microstructures.



Figure 2: Microstructural Models of Open-Cell and Closed-Cell Foams
Credit: Curran2 via Wikimedia Commons

Figure 2 illustrates the distinction between open-cell networks, which allow fluid flow and greater compressibility, and closed-cell foams, which retain gas pockets and provide higher compressive strength.

Mechanical Behavior of Ultra-Lightweight Structures

The mechanical performance of ultra-lightweight materials is governed by their microstructural geometry and base material properties. For cellular solids, Gibson and Ashby (2010) provide the foundational models that relate modulus E and yield strength σ_y to relative density ρ/ρ_s, where ρ is the foam density and ρ_s is the solid material density:

$$E^* \approx C_1 E_s \left(\frac{\rho^*}{\rho_s}\right)^2 \quad \text{and} \quad \sigma_y^* \approx C_2 \sigma_{ys} \left(\frac{\rho^*}{\rho_s}\right)^{3/2}$$

Where:

E: Modulus of the cellular (lightweight) material [Pa]
E_s: Modulus of the solid material [Pa]
σ_y: Yield strength of the cellular material [Pa]
σ_{ys}: Yield strength of the solid material [Pa]
ρ: Density of the cellular material [kg/m³]
ρ_s: Density of the solid material [kg/m³]
C_1, C_2: Empirical constants (typically $C_1 \approx 1$, $C_2 \approx 0.3$)

These equations indicate that modulus scales with the square of relative density, while yield strength scales with a 3/2 power, demonstrating rapid property degradation as porosity increases. However, through architectural optimization, such as auxetic geometries or hierarchical structures, mechanical losses can be mitigated (Lakes, 1993).

Ashby Maps and Material Selection Strategies

Ashby maps are graphical tools that plot materials on axes such as specific modulus versus density or strength versus cost. These maps are instrumental in material selection for ultra-lightweight applications. They enable engineers to visualize trade-offs and identify materials that occupy optimal regions of the property space.

Figure 3 below demonstrates how ultra-lightweight materials such as metallic foams outperform traditional materials in terms of specific stiffness at lower densities.

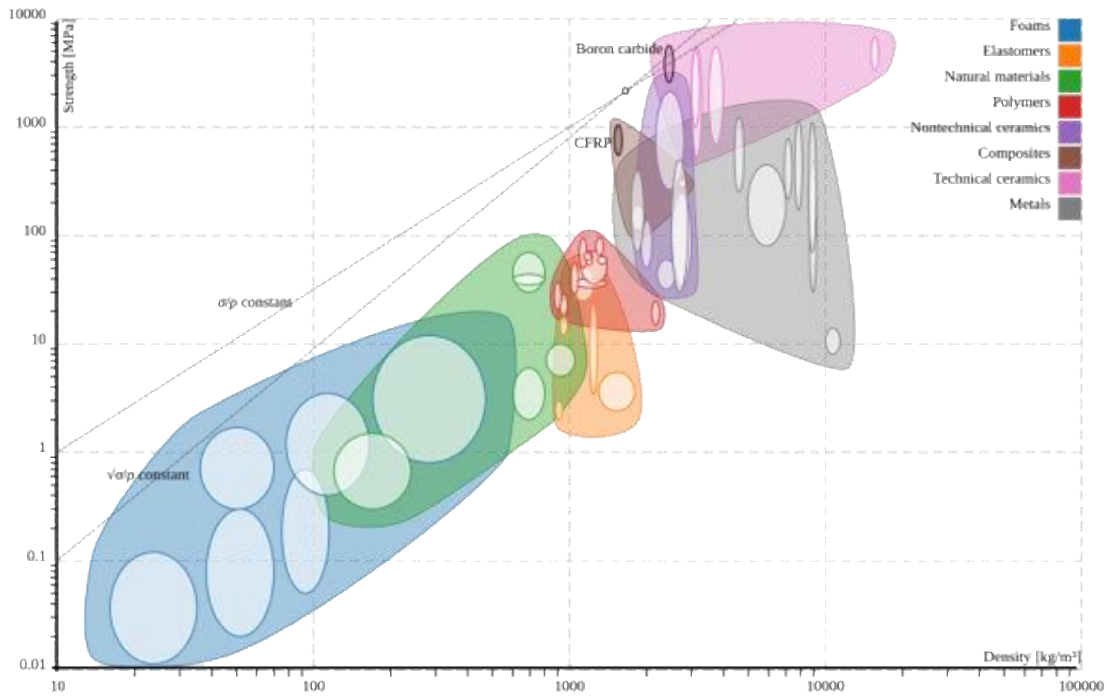

Figure 3: Ashby Map of Specific Stiffness vs. Density

Credit: Nicoguaro via Wikimedia Commons

Failure Modes and Performance Criteria

Lightweight materials often face unique failure mechanisms due to their porous or anisotropic nature. Common failure modes include buckling of cell walls, shear collapse, fracture at nodes, and fatigue under cyclic loading. Design against such failures necessitates multiscale modeling and empirical testing under realistic loading conditions (Gibson & Ashby, 2010).

Performance criteria must include:

- Load-carrying capability under static and dynamic conditions
- Energy absorption efficiency
- Thermal stability and dimensional tolerance
- Resistance to moisture and environmental degradation

Conclusion

A foundational understanding of density, porosity, and mechanical performance is essential in leveraging the benefits of ultra-lightweight materials. These materials challenge traditional notions of strength and stiffness by incorporating structural geometry as a performance amplifier. Engineers must skillfully balance low density with performance requirements using material models, graphical selection tools, and robust testing strategies.

Metallic Foams and Cellular Metals

Introduction to Metallic Foams

Metallic foams are a class of ultra-lightweight materials characterized by a three-dimensional cellular architecture, where gas-filled pores are dispersed within a metallic matrix. These foams combine the mechanical properties of metals with the advantages of reduced density, offering multifunctional capabilities such as energy absorption, vibration damping, and thermal management. Common base metals used in foaming processes include aluminum, titanium, and nickel, selected for their favorable strength-to-weight ratios and corrosion resistance (Banhart, 2001).

Metallic foams are typically categorized as either **open-cell** or **closed-cell** structures. Open-cell foams allow for fluid and gas permeability and are used in heat exchangers and filters, while closed-cell foams encapsulate gas within sealed pores and are favored for impact protection and structural cores.

Processing Methods

The manufacturing of metallic foams requires precise control over pore morphology, distribution, and volume fraction to achieve predictable mechanical and physical properties.

Several processing techniques are used, each suited for different foam characteristics and applications:

- **Powder Metallurgy with Blowing Agents**: This method involves mixing metal powders with a gas-releasing blowing agent (typically TiH_2), compacting, and heating to initiate foaming. This technique is widely used for aluminum foams and allows precise control of porosity (Banhart, 2001).
- **Melt Foaming**: In this approach, inert gas (e.g., nitrogen or argon) is injected into a molten metal with viscosity-enhancing particles (e.g., ceramic stabilizers) to trap bubbles. It is suitable for large-scale foam production but offers less uniformity.
- **Investment Casting with Polymer Preforms**: Open-cell foams can be made by infiltrating molten metal into a mold that contains a sacrificial polymer foam preform, which is later burned out. This produces high-fidelity replication of the original cellular architecture.
- **Additive Manufacturing (AM)**: AM enables the creation of architected metallic foams with designed porosity and topology. Techniques such as Selective Laser Melting (SLM) and Electron Beam Melting (EBM) are applied to produce lattice-based foams with customized mechanical properties (Maskery et al., 2017).

Microstructure and Mechanical Properties

The mechanical behavior of metallic foams depends on their density, pore geometry, and the properties of the base metal.

Key attributes include:

- **Compressive Strength**: Metallic foams exhibit stress–strain responses with three characteristic regions: elastic, plateau (energy absorption), and densification. Closed-cell foams typically offer higher compressive strength than open-cell variants due to their enclosed gas pressure.
- **Young's Modulus**: The elastic modulus scales with the square of relative density, consistent with cellular solid theory. Values range from 0.01 to 10 GPa depending on material and porosity.
- **Energy Absorption**: The plateau region allows metallic foams to absorb large quantities of energy at nearly constant stress, making them ideal for crash absorbers and ballistic panels.
- **Fatigue and Creep**: Due to their complex microstructure, fatigue performance is limited compared to bulk metals. However, improvements are achievable through cell wall thickening and pore alignment.

Table 2 provides typical mechanical properties of selected metallic foams. It demonstrates the range of achievable mechanical properties in metallic foams and highlights their diversity across engineering applications.

Table 2: Representative Properties of Metallic Foams

Foam Material	Density (kg/m^3)	Compressive Strength (MPa)	Modulus (GPa)	Application
Aluminum Foam	200 – 800	2 – 12	0.1 – 1.5	Automotive, aerospace
Titanium Foam	500 – 1500	10 – 60	1.0 – 8.0	Biomedical implants
Nickel Foam	300 – 700	5 – 20	0.5 – 3.5	Energy systems, filtration

Applications in Engineering Systems

Metallic foams are used across industries where weight reduction, energy dissipation, or multifunctionality is required:

- **Aerospace**: Aluminum foams are used in aircraft flooring and satellite panels due to their low mass and vibration damping.
- **Automotive**: Crash energy absorbers, engine mounts, and structural reinforcements benefit from foams' compressive behavior.
- **Biomedical**: Titanium foams with open porosity support osseointegration in bone implants while maintaining mechanical compatibility with cortical bone.
- **Thermal Management**: Nickel and copper foams enhance heat transfer in compact heat exchangers due to their high surface area.

Design Considerations

When implementing metallic foams in load-bearing or functional roles, several design factors must be addressed:

- **Anisotropy**: Directional differences in stiffness and strength may arise from manufacturing processes and pore orientation.
- **Joining Techniques**: Welding and adhesive bonding must be tailored to porous substrates, often requiring specialized treatments.
- **Corrosion Resistance**: Surface passivation or coatings may be needed, especially in aggressive environments.
- **Cost and Scalability**: Despite performance advantages, high production costs have limited widespread adoption; however, advances in powder processing and AM are reducing barriers.

Conclusion

Metallic foams offer engineers a unique combination of lightweight, strength, and multifunctionality through their tailored cellular structures. These materials are increasingly important in sectors demanding energy absorption, weight efficiency, and integrated performance. Understanding their processing, microstructure, and limitations enables their strategic integration in modern engineering systems.

© Dr Jeelan Moghraby, 2026

Aerogels and Ultra-Low-Density Solids

Introduction to Aerogels

Aerogels are a unique class of ultra-lightweight materials derived from gels in which the liquid component has been replaced by gas without significant collapse of the solid matrix (see Figure 4). This results in extremely low-density solids with high porosity, typically exceeding 90%, and surface areas up to 1000 m^2/g. Aerogels possess outstanding thermal insulation, low dielectric constants, and high acoustic damping, making them suitable for applications in aerospace, energy, and electronics (Pierre & Pajonk, 2002).



Figure 4: Aerogel cube (NASA)

The most common types of aerogels include **silica aerogels**, **carbon aerogels**, **metal oxide aerogels**, and **polymer-derived aerogels**. Among these, silica aerogels are the most widely studied due to their transparency, low thermal conductivity, and commercial availability.

Synthesis and Processing

Aerogel production begins with sol-gel chemistry, followed by a drying process that preserves the nanoporous structure.

The main steps are:

Step 1: Sol-Gel Formation: A colloidal suspension (sol) forms via hydrolysis and condensation of precursors such as tetraethyl orthosilicate (TEOS) for silica aerogels. Polymer aerogels use organic monomers (e.g., resorcinol-formaldehyde) as precursors.

Step 2: Aging and Gelation: The sol transitions to a three-dimensional gel, during which network growth and syneresis (shrinkage) occur.

Step 3: Drying Techniques:

- **Supercritical Drying**: Conducted above the critical point of the solvent to avoid capillary stress, preserving the structure.
- **Ambient Pressure Drying (APD)**: Requires surface modification to prevent collapse; it's more cost-effective but may lead to shrinkage.
- **Freeze Drying**: Involves sublimating frozen solvent; used for polymer and bio-derived aerogels.

These methods significantly influence the microstructure, density, and mechanical integrity of the final product.

Physical and Thermal Properties

Aerogels are best known for their ultralow density and thermal performance. Silica aerogels, for instance, can have densities as low as 1 kg/m³ and thermal conductivities below 0.015 W/m· K, surpassing conventional insulation materials. Table 3 illustrates the wide range of aerogel types and their tailored applications based on their thermal, surface, and structural properties.

Table 3: Physical Properties of Selected Aerogels

Aerogel Type	Density (kg/m^3)	Thermal Conductivity (W/m· K)	Surface Area (m^2/g)	Application Area
Silica Aerogel	1–150	0.013–0.030	400–1000	Aerospace, insulation
Carbon Aerogel	100–800	0.030–0.060	400–600	Supercapacitors, electrodes
Resorcinol-Formaldehyde	100–500	0.020–0.045	300–600	Thermal protection, radar
Alumina Aerogel	50–500	0.020–0.050	200–400	Catalysis, flame barriers

Mechanical Behavior and Challenges

Despite their thermal advantages, aerogels are typically fragile and brittle due to their low connectivity and nanostructure. Silica aerogels, for example, can fracture under minor mechanical loads.

To address this, hybrid and composite aerogels have been developed:

- **Reinforced Aerogels**: Incorporating polymer backbones or fiber reinforcements to increase toughness.
- **Cross-linked Aerogels**: Chemically bonding polymer chains within the silica network improves flexibility and resistance to cracking.
- **Aerogel Composites**: Aerogels combined with fabrics, foils, or rigid substrates for structural integrity in aerospace or construction.

Efforts to improve mechanical performance often result in trade-offs with density and thermal conductivity, requiring careful material optimization.

Applications in Engineering Systems

Aerogels are utilized in environments requiring thermal protection, dielectric properties, and minimal mass.

Key sectors include:

- **Aerospace and Spacecraft**: NASA has used silica aerogels for thermal insulation in Mars rovers and as collectors in the Stardust mission due to their ultra-low density and high porosity.
- **Energy Efficiency**: Aerogel-based insulation blankets are used in buildings, pipelines, and industrial furnaces.
- **Electronics**: Carbon aerogels are employed in energy storage devices like supercapacitors due to their high surface area and electrical conductivity.
- **Sensors and Absorbers**: Due to their ability to absorb large volumes of liquids and gases, aerogels serve as absorbents in environmental monitoring and chemical sensing.

Figure 5 shows the silica aerogel used in the Stardust spacecraft to capture interstellar particles.



Figure 5: Silica Aerogel in NASA's Stardust Collector

Environmental and Manufacturing Considerations

Aerogels have relatively low environmental impact due to their long life cycle and energy savings during use. However, their production, especially via supercritical drying, can be resource-intensive. Recent advances in ambient pressure and bio-based aerogels (e.g., cellulose or chitosan-derived) offer sustainable alternatives.

Challenges include:

- Cost-intensive processing equipment
- Fragile handling and storage requirements
- Limited scalability for large-volume applications

Nevertheless, ongoing research is focused on greener precursors, lower-energy synthesis, and novel hybrid formulations that address these constraints (Maleki, 2016).

Conclusion

Aerogels represent the extreme end of ultra-lightweight materials, offering unrivaled thermal insulation and porosity. Their unique properties stem from their nanoscale architecture and synthesis processes, allowing them to perform where no other material can. While challenges remain in mechanical strength and manufacturing scalability, continuous innovations are expanding their applicability across aerospace, energy, and advanced materials engineering.

Fiber-Reinforced Polymers and Composite Systems

Introduction to Fiber-Reinforced Polymers (FRPs)

Fiber-reinforced polymers (FRPs) are a class of composite materials that combine high-strength fibers with a polymeric matrix to produce materials with superior mechanical performance relative to their density. These materials achieve exceptional **specific strength** and **specific stiffness**, making them central to ultra-lightweight structural applications. The most commonly used reinforcing fibers include **carbon** (Figure 6), **aramid (Kevlar®)**, and **glass**, each selected based on performance criteria such as modulus, impact resistance, cost, and environmental durability (Hull & Clyne, 1996).

Figure 6: Carbon fiber-reinforced polymer

The matrix, typically a thermoset resin like **epoxy**, **polyester**, or **vinyl ester**, binds the fibers together, transfers loads, and protects against environmental degradation. Thermoplastic matrices are increasingly used for their improved toughness and recyclability.

Classification and Architecture

FRPs are classified by fiber type, orientation, and matrix system:

- **Fiber Type**:
  - *Carbon fibers* provide high modulus and strength at low weight.
  - *Aramid fibers* offer excellent toughness and impact resistance.
  - *Glass fibers* are lower cost and provide good tensile strength.
- **Fiber Orientation**:
  - *Unidirectional*: Fibers aligned in one direction, ideal for high directional loads.
  - *Woven fabrics*: Interlaced fibers improve multidirectional strength.
  - *Chopped/random*: Used in non-structural or molded components.
- **Laminate Structure**: Composites are built from stacked plies in various orientations (e.g., 0°, 45°, 90°), engineered for optimal load-bearing paths and tailored stiffness.

Mechanical Properties and Performance

The superior performance of FRPs arises from their fiber-dominated mechanics. Load-bearing capacity is significantly influenced by fiber volume fraction, orientation, and interfacial bonding. Table 4 highlights the high specific strength and stiffness of FRPs relative to traditional metals, emphasizing their value in weight-sensitive engineering.

Table 4: Typical Properties of Common FRPs

Composite Type	Density (kg/m^3)	Tensile Strength (MPa)	Elastic Modulus (GPa)	Specific Strength (kN·m/kg)
Carbon/Epoxy	1600	1500–3500	100–200	940–2180
Glass/Epoxy	2000	600–1200	40–50	300–600
Aramid/Epoxy	1400	1000–2500	70–120	710–1780

Failure Modes and Damage Mechanisms

Unlike isotropic metals, FRPs exhibit complex, multi-stage failure behaviors.

Primary damage mechanisms include:

- **Matrix Cracking**: Often the initial failure mode under tensile stress.
- **Delamination**: Separation of layers due to interlaminar shear.
- **Fiber Pull-out or Breakage**: Dominant under tensile overload.
- **Environmental Degradation**: Moisture and UV exposure can degrade matrix-fiber bonds.

Advanced nondestructive evaluation techniques such as acoustic emission, thermography, and ultrasonic C-scans are used to monitor and assess damage in FRPs during service (Daniel & Ishai, 2005).

Design and Optimization Strategies

Designing with FRPs requires distinct approaches from metallic materials. Considerations include:

- **Anisotropic Properties**: Directional stiffness and strength must match load paths.
- **Laminate Theory**: Classical Laminate Theory (CLT) is used to predict behavior under multiaxial loading.
- **Failure Criteria**: Tsai-Wu, Hashin, and Puck criteria evaluate combined stress states.
- **Fatigue and Creep**: Though fibers resist fatigue, matrix cracking can propagate under cyclic loads.

Manufacturing Methods

Manufacturing processes for FRPs are chosen based on volume, performance, and complexity:

- **Hand Lay-up / Spray-up**: Cost-effective for low-volume and large structures.
- **Resin Transfer Molding (RTM)**: Closed mold process for higher repeatability and surface quality.
- **Filament Winding**: Used for pressure vessels and tubular components.
- **Pultrusion**: Continuous profile production with uniform cross-section.
- **Autoclave Processing**: Provides superior consolidation and void reduction, essential in aerospace-grade CFRPs.

Emerging methods include out-of-autoclave curing and automated fiber placement (AFP), enabling cost reduction and manufacturing speed.

Applications in Engineering Fields

FRPs are integral to ultra-lightweight systems across multiple sectors:

- **Aerospace**: CFRPs constitute >50% of modern aircraft structural weight (e.g., Boeing 787 Dreamliner fuselage and wings).
- **Automotive**: Weight savings in structural and body panels contribute to fuel efficiency and crash safety.
- **Civil Infrastructure**: FRP rebars, tendons, and wraps are used in bridges, tunnels, and corrosion-prone environments.
- **Sporting Goods**: Bicycles, racquets, and helmets exploit FRPs for strength and comfort.

Sustainability and Lifecycle

While FRPs offer significant in-use energy savings, end-of-life disposal presents challenges. Most FRPs are thermosets, making them difficult to recycle.

Current strategies include:

- **Mechanical Recycling**: Grinding into filler materials.
- **Thermal Processing**: Pyrolysis to recover fibers (quality often reduced).
- **Chemical Recycling**: Solvolysis and supercritical fluid treatment to recover fibers and monomers.

Research is advancing toward **recyclable thermoplastics** and **bio-based composites** to align FRP use with circular economy principles (Pickering, 2006).

Conclusion

Fiber-reinforced polymers represent a critical class of ultra-lightweight materials that offer unmatched design flexibility and mechanical performance. Their anisotropic nature, damage mechanisms, and manufacturing complexity demand specialized engineering approaches, but their benefits in weight reduction and performance continue to drive adoption across demanding industries.

Emerging Materials: High-Entropy Alloys and Nano-Structured Composites

Introduction to Emerging Ultralight Materials

Recent advancements in materials science have produced a new class of ultra-lightweight materials that extend beyond traditional foams and composites. Two particularly promising categories are **high-entropy alloys (HEAs)** engineered for reduced density and **nano-structured composites**, including nano-lattices and hierarchical materials (Figure 7). These materials exploit atomic-scale and topological design principles to achieve unprecedented combinations of strength, stiffness, and low mass, reshaping performance possibilities in aerospace, defense, and micro-engineered systems.



Figure 7: Scanning Electron Micrograph of a 3D Printed Carbon Nanolattice
Credit: Jens Bauer / KIT via Wikimedia Commons

High-Entropy Alloys (HEAs)

Concept and Definition

High-entropy alloys are multi-principal element alloys (typically comprising five or more elements in near-equiatomic ratios), distinguished by their high configurational entropy, which stabilizes a single-phase solid solution over intermetallics. Unlike conventional alloys, which rely on a dominant base element (e.g., Fe in steel), HEAs derive their properties from complex chemical disorder.

Lightweight HEAs

Traditional HEAs were dense due to the inclusion of refractory metals; however, recent developments focus on **low-density HEAs** using elements such as **Al, Ti, Mg, Li, and Sc**. These HEAs maintain high mechanical performance while significantly reducing mass, opening doors for lightweight structural applications in extreme environments (Zhang et al., 2014).

Table 5 shows how tailored compositions in HEAs can drastically reduce density while retaining or enhancing strength compared to conventional alloys.

Table 5: Selected Lightweight High-Entropy Alloys

Alloy Composition	Density (kg/m³)	Yield Strength (MPa)	Application Target
AlCoCrFeNi (Al-rich)	~5600	1200	Aerospace, structural cores
TiZrNbMoV	~6500	1400	High-temperature environments
AlLiMgScZn	~2600	500–700	Lightweight panels, UAVs

Microstructure and Properties

Lightweight HEAs typically crystallize into body-centered cubic (BCC) or face-centered cubic (FCC) structures, with nanometer-scale grains. Their microstructures are often engineered using:

- **Grain Refinement**: Improves strength through the Hall-Petch relationship.
- **Precipitation Strengthening**: Secondary phases improve yield and creep resistance.
- **Solid Solution Strengthening**: Elemental complexity hinders dislocation motion.

These alloys exhibit exceptional high-temperature stability, corrosion resistance, and sometimes strain hardening behavior exceeding that of traditional lightweight metals like titanium alloys.

Nano-Structured Composites and Architected Materials

Definition and Principles

Nano-structured composites include materials engineered at the nanometer scale to introduce interfaces, grain boundaries, or layered architectures that significantly enhance mechanical behavior. Architected materials go further by designing geometry into the bulk structure to achieve desired stiffness or strength independently of composition.

Nano-Lattices and Meta-Materials

Nano-lattices, created via **additive nanomanufacturing** (e.g., two-photon lithography followed by chemical vapor deposition), possess **ultralow densities** (<10 mg/cm³) while maintaining surprising stiffness due to carefully tuned geometries (Greer & Scott, 2013).

- **Octet-truss**, **cubic**, and **gyroid** lattice geometries are used for optimizing energy absorption and directional stiffness.
- **Hierarchical Architectures**: Structures with nested features at multiple length scales improve fracture toughness and resilience.

Fabrication Techniques

- **Additive Manufacturing (AM)**: Enables microscale precision in producing architected solids. Techniques include:
  - Two-photon polymerization (TPP)
  - Selective electron beam melting (SEBM)
- **Atomic Layer Deposition (ALD)** and **Chemical Vapor Infiltration (CVI)**: Used to coat or convert polymer scaffolds into ceramic or metallic frameworks.

Mechanical Properties and Modeling

Nano-structured composites and lattices exhibit **size-dependent strengthening**, often explained by:

- "**Smaller is stronger**" principle: As feature size decreases, flaw sensitivity reduces.
- **Energy absorption**: Architected materials can achieve recoverable deformation over large strains.
- **Stiffness scaling laws**: Stiffness (E) and strength (σ) in lattice materials often follow power-law relations with relative density, similar to foams but extended to lower densities.

Applications and Limitations

Emerging ultralight materials are being explored in:

- **Aerospace**: Lightweight impact shields, insulation panels, vibration dampers.
- **Defense**: Blast-resistant panels, deployable structures.
- **Electronics and MEMS**: High-surface-area conductors, structural substrates.
- **Biomedical**: Lightweight implants with tailored mechanical compatibility.

However, challenges include:

- **High fabrication cost**
- **Scalability issues for mass production**
- **Uncertain long-term durability in service environments**

Conclusion

High-entropy alloys and nano-structured composites represent the frontier of ultra-lightweight materials engineering. By leveraging atomic-scale disorder and geometrically optimized architectures, these materials transcend traditional trade-offs between density and mechanical performance. As synthesis and design tools advance, their integration into next-generation aerospace, defense, and microengineering systems will become increasingly viable.

Design Considerations and Trade-Offs

Introduction to Engineering Trade-Offs in Lightweight Design

The integration of ultra-lightweight materials into engineered systems demands more than selecting the material with the lowest density. Engineers must systematically assess multiple design criteria, mechanical, thermal, economic, and environmental, when specifying materials and structures. Ultra-lightweight materials introduce unique challenges and opportunities, requiring a nuanced understanding of their performance limits and trade-offs under real-world conditions.

This chapter addresses the fundamental trade-offs that must be navigated in lightweight material selection and use, with emphasis on material indices, failure criteria, design for manufacturability, and cost-performance balance.

Material Selection: The Role of Material Indices

Material indices are critical in selecting materials that optimize performance under specified constraints. These indices often combine multiple properties (e.g., stiffness, strength, density, cost) into a single figure of merit.

- **Specific Modulus (E/ρ)**: Used when stiffness at minimal weight is desired.
- **Specific Strength (σ/ρ)**: Relevant in tension-limited structures.
- **Thermal Efficiency Index (k/ρ)**: For applications where thermal conductivity at low mass is important.
- **Cost per Unit Performance**: Incorporates economic considerations into materials optimization.

These indices are visually represented in **Ashby material selection charts**, which plot combinations such as strength vs. density or modulus vs. cost. Figure 3 in Chapter 2 demonstrates the superior specific strength of fiber-reinforced polymers and advanced cellular materials compared to traditional alloys.

Stiffness vs. Strength Trade-Offs

Ultra-lightweight materials often excel in one performance domain at the expense of another. For example:

- **Aerogels** offer extreme insulation but suffer from low mechanical toughness.
- **Foams** provide excellent energy absorption but limited tensile strength.
- **FRPs** offer high uniaxial strength, but are sensitive to off-axis loading and delamination.

Engineers must assess:

- **Load Types**: Tension, compression, bending, shear, torsion
- **Load Path Geometry**: Stress distribution can affect failure modes
- **Support Conditions**: Boundary constraints influence effective stiffness

Designers use **failure envelopes** and **finite element simulations** to model composite performance under multiaxial stress states.

Fatigue, Impact, and Environmental Degradation

Ultra-lightweight materials, particularly composites and foams, often exhibit complex failure mechanisms under cyclic or transient loading:

- **Fatigue**: Matrix cracking in FRPs or pore collapse in metallic foams can initiate failure.
- **Impact**: Materials with brittle matrices may fail catastrophically under high strain rates.
- **Environmental Exposure**: UV radiation, moisture, and thermal cycling degrade performance, especially in polymer-based materials.

Protective strategies include:

- **Surface Coatings** (e.g., UV shields, moisture barriers)
- **Hybrid Structures** (e.g., face-sheets on cores)
- **Material Stabilization** (e.g., cross-linking or coupling agents)

Joining and Assembly Challenges

Lightweight materials often require nontraditional joining methods:

- **Adhesive Bonding**: Essential for composites; must consider curing conditions and long-term creep.
- **Mechanical Fastening**: Drilling into foams or composites can weaken the structure; inserts and load-spreading washers are used.
- **Welding and Brazing**: Applicable to metallic foams and HEAs but requires control of thermal distortion.

Joining introduces stress concentrations, galvanic corrosion risks (for dissimilar materials), and thermal mismatches.

Manufacturability and Formability

Design for manufacturability (DFM) must account for:

- **Tolerance Sensitivity**: Especially in architected or additively manufactured structures.
- **Forming Limitations**: Some ultralight materials (e.g., CFRPs) are limited to mold-based geometries.
- **Post-Processing Requirements**: Such as curing, sintering, or surface modification.

Trade-offs between geometric complexity and processing cost are central in aerospace and biomedical fields, where custom or low-volume parts are common.

Cost-Benefit Considerations

Cost analysis must factor in:

- **Material Cost per kg**
- **Processing and Fabrication Costs**
- **Assembly and Joining Costs**
- **In-Use Savings**: Reduced fuel consumption, higher payload, or improved performance
- **Lifecycle Costs**: Durability, recyclability, and maintenance

For example, CFRPs are expensive to produce but yield fuel savings over the life of an aircraft, justifying their use in high-performance sectors.

Sustainability Trade-Offs

Lightweight materials can reduce environmental impact through energy savings in use-phase, but some (e.g., thermoset composites, metallic foams) have high embodied energy or limited recyclability.

Sustainability metrics include:

- **CO_2 Emissions per Unit Functionality**
- **Energy Payback Time (EPBT)**
- **End-of-Life Recovery**: Mechanical recycling vs. landfill or incineration

Conclusion

The use of ultra-lightweight materials necessitates a systems-level approach to design, balancing mechanical, economic, and environmental considerations. Ashby indices provide a first-order screening tool, but real-world design demands integration of fatigue behavior, environmental resilience, manufacturability, and sustainability. Engineers must evaluate the complete lifecycle and service conditions of their systems to exploit the benefits of ultralight materials without compromising safety or cost efficiency.

Applications Across Industries

Introduction

The deployment of ultra-lightweight materials is transforming engineering practice across multiple sectors, offering unparalleled opportunities for mass reduction, performance enhancement, and energy efficiency. These materials are not confined to a single domain; rather, their unique combinations of low density, tailored stiffness, and multifunctional capability enable their application in aerospace, automotive, civil infrastructure, defense, biomedical engineering, energy systems, and advanced manufacturing.

This chapter presents a sector-by-sector analysis of how ultra-lightweight materials are utilized, highlighting application-specific benefits, implementation challenges, and representative case studies.

Aerospace and Aviation

In aerospace engineering, weight reduction directly translates into lower fuel consumption, greater payload capacity, and enhanced flight range. Ultra-lightweight materials are indispensable in both airframe structures and subsystems.

- **Carbon Fiber Reinforced Polymers (CFRPs)** are now the dominant structural material in modern commercial and military aircraft. Over 50% of the Boeing 787 Dreamliner by weight is made from CFRPs, including its fuselage, wings, and empennage. These composites provide a 20% weight reduction compared to aluminum, contributing to significant fuel efficiency gains.
- **Aluminum and Titanium Foams** are used in interior paneling, crash energy absorbers, and vibration damping elements.
- **Aerogels**, due to their ultra-low thermal conductivity, serve as thermal insulation in satellites, spacecraft, and cryogenic fuel tanks. NASA's Stardust mission employed silica aerogels to capture high-velocity cosmic dust particles without damaging them.

Key considerations in aerospace applications include certification under FAA or ESA standards, fatigue life, impact resistance, and bonding/joining integrity under dynamic loading.

Automotive and Ground Transportation

The automotive industry is aggressively pursuing lightweighting to meet regulatory fuel economy targets and reduce CO_2 emissions.

- **Glass Fiber Reinforced Polymers (GFRPs)** are used in body panels, underbody shields, and bumpers in both internal combustion and electric vehicles.
- **CFRPs**, though more expensive, are increasingly adopted in sports cars (e.g., BMW i-series, Audi R8) and structural components of electric vehicles (EVs), where battery weight necessitates compensatory mass savings.
- **Aluminum Foams** are integrated into crumple zones, providing high energy absorption during collisions while maintaining low weight.
- **Natural Fiber Composites** (e.g., flax, hemp) are employed in interior trim and door panels for sustainable lightweighting.

Manufacturability, recyclability, and cost are pivotal in automotive use, pushing innovation in thermoplastic composites and high-volume production techniques.

Civil and Structural Engineering

In civil infrastructure, ultra-lightweight materials contribute to both new construction and structural retrofitting.

- **FRP Reinforcements** replace steel in bridges and tunnels exposed to corrosive environments, extending lifespan and reducing maintenance.
- **FRP Wraps and Sheets** are applied to columns and beams to increase load-bearing capacity during seismic retrofits.
- **Lightweight Concrete Aggregates**, derived from foamed glass or polymeric beads, reduce dead load in high-rise construction and precast components.
- **Aerogel Insulation** is used in building envelopes for high-efficiency thermal management, particularly in historic building retrofits where space constraints preclude traditional insulation.

Designers must consider creep behavior, fire performance, and interface compatibility with traditional materials.

Defense and Military Applications

The defense sector benefits from lightweight materials for mobility, survivability, and deployability.

- **Ballistic-Grade Aramid Composites (e.g., Kevlar®)** are used in body armor, vehicle plating, and protective shelters due to their high tensile strength and impact resistance.
- **Metallic Foams and Sandwich Structures** serve in blast-resistant panels and mine-resistant vehicle hulls, offering energy absorption and structural integrity.
- **Deployable Composite Structures** allow for rapid assembly of bridges, barriers, and shelters with minimal logistic burden.

Applications must meet rigorous standards for thermal signature reduction, EMI shielding, and resistance to extreme environmental conditions.

Biomedical Engineering

Ultra-lightweight materials improve performance and biocompatibility in medical devices and implants.

- **Titanium and Tantalum Foams** mimic the porosity of cancellous bone, supporting osseointegration and load sharing in orthopedic implants.
- **Carbon Fiber Composites** are used in prosthetic limbs, providing strength and fatigue resistance at low weight for enhanced patient mobility.
- **Polymeric Lattices** fabricated via additive manufacturing are customized for patient-specific bone scaffolds, offering tunable mechanical properties and biodegradability.

Sterilization compatibility, mechanical biocompatibility, and regulatory approval (FDA, CE) are central design criteria.

Energy Systems

Ultra-lightweight materials play a critical role in improving the efficiency of energy conversion, storage, and distribution systems.

- **Carbon and Metal Aerogels** serve as electrodes in supercapacitors and battery components, leveraging high surface area and conductivity.
- **Composite Pressure Vessels** for hydrogen or natural gas storage combine CFRP shells with polymer liners, offering weight reductions of up to 70% compared to steel tanks.
- **FRPs** are used in wind turbine blades, where their high specific stiffness allows for long-span, fatigue-resistant structures that enhance energy capture.

Thermal stability, environmental exposure resistance, and fatigue performance are vital for long-term operation.

Additive Manufacturing and Robotics

Emerging technologies and sectors are rapidly adopting ultra-lightweight materials for advanced functionality.

- **Lattice Structures** created by direct laser writing or fused filament fabrication provide optimized load distribution in aerospace brackets and robotic components.
- **3D-Printed Bioinspired Composites** replicate structures such as bone or nacre for impact resistance and tailored deformation.
- **Soft Robotics** employs ultra-light elastomeric foams and textiles for adaptive, flexible movement with minimal actuation energy.

Customization, design freedom, and integration with sensors and actuators are essential features in this domain.

Conclusion

Ultra-lightweight materials are enabling paradigm shifts across engineering disciplines by decoupling mass from mechanical performance. Their implementation must be context-specific, balancing structural efficiency with cost, manufacturability, and compliance requirements. From aerospace insulation to biomedical implants and beyond, these materials are shaping the future of engineered systems. As research advances and fabrication technologies mature, the scope of their application will continue to expand, offering engineers powerful tools for innovation in lightweight design.

© Dr Jeelan Moghraby, 2026

Sustainability and Lifecycle Assessment

Introduction

As global industries commit to carbon neutrality, material sustainability has emerged as a core consideration in engineering design. Ultra-lightweight materials, while advantageous for reducing operational energy consumption, present complex environmental trade-offs throughout their lifecycle.

The full ecological impact of these materials can only be understood through comprehensive lifecycle assessments (LCAs), which quantify resource inputs and emissions across all stages of a material's life, from extraction to disposal (Figure 8).

Figure 8: Lifecycle of materials and products from material extraction, manufacturing, distribution, use and end-of-life

This chapter provides an extensive examination of the environmental and sustainability implications associated with ultra-lightweight materials, including embodied energy, recyclability, waste management, and emerging circular economy strategies.

Lifecycle Assessment Methodologies and Sustainability Metrics

To evaluate the environmental performance of ultra-lightweight materials, engineers rely on standardized lifecycle assessment methodologies. These methodologies provide a rigorous and quantifiable framework to compare materials across different applications and system boundaries.

Lifecycle assessment is a structured approach to quantifying environmental impacts based on ISO 14040 and ISO 14044 standards.

It comprises four primary stages:

Step 1: Goal and Scope Definition: Establishing system boundaries, functional units, and comparison criteria.
Step 2: Inventory Analysis: Quantifying energy, material inputs, and emissions.
Step 3: Impact Assessment: Translating inventory data into environmental categories such as global warming potential, eutrophication, or resource depletion.
Step 4: Interpretation: Drawing conclusions to guide decision-making.

Each stage helps engineers make informed choices about materials selection, manufacturing pathways, and end-of-life strategies.

To support this process, several sustainability indicators are commonly applied:

- **Embodied Energy (MJ/kg)**: The total primary energy consumed in the production of 1 kg of material.
- **Global Warming Potential (GWP, kg CO_2-eq/kg)**: The equivalent carbon dioxide emissions associated with material processing.
- **Material Circularity Index (MCI)**: A measure of how effectively a material supports reuse and recycling.
- **Energy Payback Time (EPBT)**: The time required for a material to offset its embodied energy through energy savings during use.

These metrics allow for objective comparisons of materials that differ widely in performance, processing, and recyclability.

Comparative Environmental Performance of Lightweight Materials

While ultra-lightweight materials share a common goal of reducing system mass, their environmental footprints differ dramatically based on composition, processing intensity, and recyclability. Engineers must assess both direct and indirect impacts to determine net sustainability.

Table 6 illustrates that some ultra-lightweight materials, such as carbon fiber composites, offer excellent performance but are environmentally intensive to produce, whereas bio-based materials may offer both light weight and reduced carbon footprint.

Table 6: Environmental Metrics of Selected Ultra-Lightweight Materials

Material Class	Embodied Energy (MJ/kg)	GWP (kg CO_2-eq/kg)	Recyclability	Use-Phase Benefits
CFRP	250–500	20–30	Limited	High weight reduction in aerospace
GFRP	45–60	2.5–4	Moderate	Durable structural components
Aluminum Foam	120–180	8–12	High	Crash safety and structural cores
Silica Aerogel	200–400	15–25	Low	Insulation in aerospace and buildings
Bio-Based Polymer Composites	30–50	<2	High	Sustainable design in interiors

Note: Values are indicative and vary based on processing route, feedstock purity, and energy mix.

Upstream Impacts: Raw Material Extraction and Processing

The sustainability of a material is largely shaped by the processes involved in obtaining its raw ingredients. This includes not only the extraction of ores or agricultural feedstocks but also the transformation of these materials into usable forms.

- **Carbon Fibers**: Typically derived from petroleum-based polyacrylonitrile (PAN), carbon fiber production is highly energy-intensive. The oxidative stabilization and carbonization stages can consume over 300 MJ/kg. Ongoing research into lignin-based and pitch-derived carbon fibers aims to lower energy inputs and decouple production from fossil fuels.
- **Aluminum Alloys and Foams**: Although primary aluminum production from bauxite via the Hall-Héroult process is electricity-intensive, secondary (recycled) aluminum uses only 5% of the energy. Metal foams derived from recycled aluminum alloys offer favorable sustainability profiles when closed-loop systems are implemented.
- **Silica Aerogels**: Produced via sol-gel synthesis and supercritical drying, silica aerogels require high solvent use and energy, resulting in elevated embodied energy and emissions. However, the exceptional thermal performance can justify their use in critical insulation roles.
- **Natural Fibers and Bio-Composites**: Sourced from renewable agricultural feedstocks (e.g., flax, jute, hemp), these materials sequester CO_2 during growth and require low processing energy. Their lower mechanical performance limits their use to non-structural applications.

Each material type offers potential sustainability gains, but these must be weighed against the emissions and resource use incurred during production.

Use-Phase Energy and Emission Reductions

Operational savings during the service life of a product often justify the use of materials with higher embodied energy. Lightweight materials contribute to lower energy consumption in transport, reduced heating and cooling loads in buildings, and improved energy efficiency in equipment.

- **Aerospace**: A 1 kg mass reduction in an aircraft result in lifetime fuel savings of up to 3,000 liters of jet fuel, equating to over 7 metric tons of CO_2 avoided.
- **Automotive**: Each 10% reduction in vehicle weight corresponds to approximately 6–8% improvement in fuel economy. In electric vehicles, lower weight translates into extended range and battery longevity.
- **Built Environment**: Aerogel-insulated envelopes can reduce heating and cooling loads by up to 50%, significantly lowering operational emissions in buildings.

These use-phase benefits are often substantial enough to offset high production impacts, provided the material is used in a long-lasting and performance-critical application.

End-of-Life Management and Material Recovery

The environmental performance of ultra-lightweight materials is also dependent on what happens after their service life ends. Recyclability, reusability, and safe disposal are essential to a circular materials economy.

- **CFRPs and GFRPs**: Thermosetting matrices cannot be remelted, complicating recycling. Current approaches include mechanical grinding (downcycling), pyrolysis (fiber recovery), and supercritical fluid treatment. Emerging techniques involve chemical recycling and thermoplastic matrices to improve circularity.
- **Thermoplastic Composites**: These materials are recyclable via re-melting and re-forming. They are increasingly favored in automotive interiors and semi-structural parts for this reason.
- **Metallic Foams**: Readily recycled through standard metal recycling streams, provided the foam is separated from coatings or adhesives.
- **Aerogels**: Currently non-recyclable, but biodegradable and hybrid formulations are being developed. Research into repurposing spent aerogels as fillers or additives is ongoing.

End-of-life planning is essential to prevent the accumulation of difficult-to-recycle composite materials in landfills or incinerators.

Design Strategies for Sustainability

Engineers can influence the environmental performance of ultra-lightweight materials from the outset by adopting eco-design strategies. These design practices reduce waste, improve recyclability, and support future reuse or refurbishment.

- **Design for Disassembly (DfD)**: Enables easy separation of components for maintenance or recycling.
- **Minimization of Material Waste**: Additive manufacturing and near-net-shape processes reduce off-cuts and machining losses.
- **Hybridization**: Combining bio-based and high-performance materials balances mechanical demands with sustainability.
- **Digital Simulation**: LCA modeling integrated with CAD tools enables prediction of environmental impacts during design.

These strategies are increasingly embedded in design workflows as sustainability metrics are incorporated into engineering software and decision tools.

Standards, Regulation, and Certification

Environmental standards help unify sustainability metrics and ensure accountability across sectors. Compliance with these frameworks is often required for market access or funding.

- **ISO 14044**: Provides structure for LCA execution.
- **EN 15804**: Standard for environmental product declarations in construction.
- **RoHS, REACH**: Restrict hazardous substances and mandate traceability.
- **EPEAT, LEED**: Guide sustainable procurement and building design.

Adherence to these standards demonstrates environmental stewardship and improves transparency for stakeholders.

Future Directions and Research Needs

Continued innovation is essential to reconcile the high performance of ultra-lightweight materials with the low-impact demands of sustainable engineering. Research efforts are focused on minimizing energy use, reducing toxicity, and enhancing recyclability.

- **Green Chemistry Innovations**: Reducing the toxicity and energy requirements of precursor synthesis.
- **Closed-Loop Manufacturing**: Systems that incorporate scrap, offcuts, and post-consumer waste.
- **Biodegradable Matrix Systems**: Polymers that maintain performance while enabling natural degradation.
- **Carbon-Negative Materials**: Systems that sequester more carbon than they emit across their lifecycle.

These areas represent high-priority pathways for aligning material innovation with environmental imperatives.

Conclusion

Ultra-lightweight materials offer compelling opportunities for energy and emissions reductions during their operational lifetime, particularly in transportation, construction, and thermal management. However, realizing these benefits requires a rigorous accounting of environmental trade-offs across the full lifecycle. Engineers must employ lifecycle assessment tools, prioritize circular design strategies, and innovate in material chemistry and process efficiency. When appropriately implemented, ultra-lightweight materials can be key enablers of sustainable engineering and climate-resilient infrastructure.

Future Directions and Research Frontiers

Introduction

As global engineering challenges evolve, ranging from climate resilience and sustainable mobility to aerospace innovation and human health, the role of ultra-lightweight materials is poised to expand significantly. These materials are no longer limited to niche applications; instead, they are emerging as foundational technologies across sectors demanding structural efficiency, adaptability, and multifunctionality.

This chapter explores the scientific, technological, and industrial frontiers of ultra-lightweight materials, identifying critical research areas, transformative innovations, and prospective breakthroughs that will shape the next generation of lightweight engineering.

Emerging Material Platforms

New classes of materials are redefining the boundaries of performance in ultra-lightweight design, enabled by advances in chemistry, physics, and nanoscale engineering.



Figure 9: Negative-index metamaterial array configuration

- **Meta-Materials**: Engineered to exhibit properties not found in nature, such as negative Poisson's ratio, zero refractive index, or tunable stiffness (Figure 9). These materials derive their behavior from structural design rather than composition, enabling applications in vibration isolation, adaptive skins, and stealth technology.
- **High-Entropy Materials**: Beyond metallic HEAs, researchers are developing high-entropy ceramics and polymers with disordered multi-component systems to balance strength, corrosion resistance, and thermal stability at reduced density.
- **Nano-Architected Materials**: Employing hierarchical design principles, these materials incorporate features at multiple length scales (nano to macro), allowing unprecedented control over failure modes, energy absorption, and mechanical resilience.

Such innovations are pushing the theoretical limits of specific modulus and strength while enabling new functionalities such as shape morphing, energy harvesting, or responsive behavior.

Advanced Manufacturing Techniques

The fabrication of ultra-lightweight materials is undergoing a technological renaissance, driven by precision, scalability, and digital integration.

- **Additive Manufacturing (AM)**: Also known as 3D printing, AM is enabling the construction of complex topologies optimized for minimal material use and maximum performance. Developments in multi-material printing, microscale resolution, and rapid prototyping are accelerating design iteration and structural innovation.
- **Directed Energy Deposition (DED)** and **Binder Jetting** are emerging as viable methods for producing lattice-based metal structures and porous forms with tailored properties.
- **Hybrid Manufacturing**: Combines subtractive and additive processes, allowing embedded functionality, controlled porosity, and gradient material transitions within a single component.

These processes align with digital design and simulation environments, supporting the creation of "digital twins" for real-time monitoring and predictive performance modeling.

Computational and Data-Driven Design

Computational materials science and machine learning are transforming how ultra-lightweight materials are discovered, designed, and validated.

- **Topology Optimization**: Computational algorithms automatically determine the optimal material distribution within a design space for given load conditions, enabling the creation of biomimetic and structurally efficient geometries.
- **Materials Informatics**: Large datasets, combined with machine learning models, are accelerating the discovery of novel alloy compositions, resin systems, and processing routes with target property profiles.
- **Multiscale Modeling**: Integrates atomic-scale simulations with continuum mechanics to predict behavior across length and time scales, essential for understanding complex failure modes in porous or composite systems.

These tools are reducing development cycles and enabling rapid prototyping of tailored ultra-lightweight solutions.

Multifunctionality and Integrated Performance

Next-generation ultra-lightweight materials are expected to deliver more than structural efficiency, they are being designed for **multifunctionality**.

- **Structural Batteries and Supercapacitors**: Materials that provide both mechanical strength and energy storage capability, reducing system mass in electric vehicles and aircraft.
- **Thermoelectric and Piezoelectric Composites**: Harvest waste heat or mechanical energy for embedded power generation in autonomous systems.
- **Self-Healing and Damage Sensing**: Incorporation of microcapsules, vascular networks, or conductive pathways that detect and repair microcracks in real-time, extending service life.

This convergence of mechanical, electrical, thermal, and sensing functions is enabling smarter and more efficient material systems.

Bioinspiration and Sustainability

Nature offers a wealth of ultra-lightweight design principles, from bird bones and insect exoskeletons to plant cellular structures. Researchers are increasingly drawing inspiration from biology to engineer materials that are both high-performing and sustainable.

- **Biomimetic Architectures**: Structures that replicate the mechanical strategies of natural systems, such as honeycombs, gyroids, and hierarchical porosity.
- **Bio-Based Materials**: Development of structural materials from cellulose, chitosan, lignin, and proteins, offering biodegradability and renewable sourcing.
- **Life-Cycle Engineering**: Integrating end-of-life considerations into material selection and component design, including disassembly, reuse, and bio-degradation pathways.

This field is promoting a shift from performance-at-all-costs toward responsible and regenerative materials engineering.

Policy, Standardization, and Industrialization

As ultra-lightweight materials mature, their widespread adoption depends on infrastructure to support certification, standardization, and supply chain development.

- **Regulatory Frameworks**: Harmonized standards for testing, durability, and environmental impact are needed to support cross-sector deployment.
- **Qualification and Certification**: Especially in aerospace, defense, and biomedical sectors, rigorous protocols are required to validate long-term material behavior.
- **Supply Chain Resilience**: Ensuring availability of critical raw materials (e.g., rare earths, specialty polymers) and scalable manufacturing capacity is key to reliable integration.

These structural enablers must evolve alongside material innovations to realize their potential at scale.

Conclusion

The future of ultra-lightweight materials lies at the intersection of material science, digital manufacturing, sustainability, and systems integration. Innovations in architected materials, multifunctional composites, and bioinspired design are expanding what is possible in lightweight engineering.

The next decade will see these materials move from advanced prototypes to widespread deployment, transforming not only how we build structures and machines, but how we think about material value, resilience, and environmental stewardship. For engineers, the challenge is not only to exploit these new materials but to guide their development toward inclusive, efficient, and sustainable futures.

References

1. Airbus. (2017). *Flightpath to Sustainability*. Available at: https://www.airbus.com
2. Ashby, M.F. (2012). *Materials and the Environment: Eco-Informed Material Choice*. 2nd ed. Oxford: Butterworth-Heinemann.
3. Banhart, J. (2001). *Manufacture, characterization and application of cellular metals and metal foams*. Progress in Materials Science, 46(6), pp.559–632.
4. Callister, W.D. and Rethwisch, D.G. (2018). *Materials Science and Engineering: An Introduction*. 10th ed. New York: Wiley.
5. Campbell, F.C. (2010). *Structural Composite Materials*. Materials Park, OH: ASM International.
6. Friedrich, K. and Almajid, A.A. (2013). *Manufacturing aspects of advanced polymer composites for automotive applications.* Applied Composite Materials, 20(2), pp.107–128.
7. Greer, J.R. and Scott, M.E. (2013). *Architected cellular materials*. MRS Bulletin, 38(3), pp.230–237.
8. ISO 14040 and ISO 14044. (2006). *Environmental Management: Life Cycle Assessment Principles and Framework*. Geneva: International Organization for Standardization.
9. Lakes, R. (2001). *Materials with structural hierarchy*. Nature, 361(6412), pp.511–515.
10. Mallick, P.K. (2007). *Fiber-Reinforced Composites: Materials, Manufacturing, and Design*. 3rd ed. Boca Raton: CRC Press.
11. Mannodi-Kanakkithodi, A., Pilania, G., Kim, C. and Ramprasad, R. (2016). *Machine learning strategies for design of polymer dielectrics*. Scientific Reports, 6, 20952.
12. Pickering, S.J. (2006). *Recycling technologies for thermoset composite materials - current status*. Composites Part A: Applied Science and Manufacturing, 37(8), pp.1206–1215.
13. Singh, M. and Narayan, R.L. (2020). *Additive manufacturing of advanced materials*. Journal of Materials Research, 35(1), pp.10–22.
14. U.S. Department of Energy. (2020). *Lightweight Materials for Cars and Trucks*. Available at: https://www.energy.gov/eere/vehicles/lightweight-materials-cars-and-trucks
15. Zhao, H., Zhang, W., Cui, X. and Guo, S. (2019). *Topology optimization in structural design: A review on performance and applications.* Advances in Engineering Software, 132, pp.26–43.
16. Figure 2: Curran2 at English Wikipedia., CC BY-SA 3.0 <http://creativecommons.org/licenses/by-sa/3.0/>, via Wikimedia Commons
17. Figure 3: Nicoguaro, CC BY 4.0 <https://creativecommons.org/licenses/by/4.0>, via Wikimedia Commons
18. Figure 6: Jens Bauer / KIT, CC BY-SA 4.0 <https://creativecommons.org/licenses/by-sa/4.0>, via Wikimedia Commons